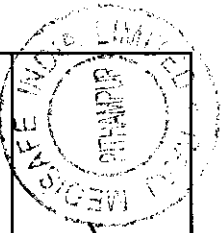



RAAJ MEDISAFE INDIA LIMITED

(Formerly Manoj Surgical Industries Ltd.)

Reg. Off. : 106, Sector III, Industrial Area, Pithampur, Dist - Dhar (M.P.)
SELECT INFORMATION FOR THE QUARTER ENDED 30 JUNE 2013

PART - II	Select Information PARTICULARS	PART - I					Previous year ended 31/3/2013
		3 months ended 6/30/2013	Preceding 3 months ended 3/31/2013	corresponding 3 months ended 6/30/2012 previous year	Year to date figures for current period ended 6/30/2013	Year to date figures for previous period ended 6/30/2012	
		2	3	4	5	6	7
A	PARTICULARS OF SHAREHOLDING						
1	Public shareholding	4873100	4873100	4873100	4873100	4873100	4873100
	-Number of Shares	96.69	96.69	96.69	96.69	96.69	96.69
	-Percentage of Shareholding						
2	Promoters and Promoter Group Shareholding **						
	a) Pledged / Encumbered						
	-Number of Shares	-	-	-	-	-	-
	- Percentage of shares (as a % of the total shareholding of the Promoter and Promoter Group)	-	-	-	-	-	-
	- Percentage of shares (as a % of the total share capital of the company)	-	-	-	-	-	-
	b) Non - encumbered						
	-Number of Shares	166900	166900	166900	166900	166900	166900
	- Percentage of shares (as a % of the total shareholding of the Promoter and Promoter Group)	100	100	100	100	100	100
	- Percentage of shares (as a % of the total share capital of the company)	3.31	3.31	3.31	3.31	3.31	3.31
	PARTICULARS	3 months ended 6/30/2013					
		1					
B	INVESTOR COMPLAINTS						
	Pending at the beginning of the quarter	0					
	Received during the quarter	2					
	Disposed of during the quarter	2					
	Remaining unresolved at the end of the quarter	0					



on behalf of Board of Directors
 For RaaJ Medisafe India Limited

 Director

Place :- Ujjain
 Dated :- August 1, 2013,

epc

13/5



CATEGORY OF SHARES HOLDER	No Of Shares Holders	Total Share	Demat Shares	Total Shareholding as a percentage of total number of shares		Shares Pledged or otherwise encumbered	
				TOTAL % OF (A+B)	OF (A+B+C)	No Of Shares	As a %
(A). SHARE HOLDING OF PROMOTER AND PROMOTER GROUP.							
1. INDIAN							
(A) INDIVIDUALS/HINDU UNDIVIDEDE FAMILY.	6	166900		3.31	3.31		0
(B) CENTRAL GOVT./STATE GOVT.							
(C) BODIES CORPORATE							
(D) FINANCIAL INSTITUTION/BANKS							0
(E) ANY OTHER (SPECIFY)							
SUB-TOTAL (A) (1)	6	166900		3.31	3.31		0
2. FOREIGN							
(A) INDIVIDUALS (NON-RESIDENT)/ FOREIGN INDIVIDUALS.							
(B) BODIES CORPORATE							
(C) INSTITUTIONS							
(D) ANY OTHER (SPECIFY)							
SUB-TOTAL (A) (2)							
SUB-TOTAL (A1)+(A2)	6	166900		3.31	3.31		
(B). PUBLIC SHARE HOLDING							
1. INSTITUTIONS							
(A) MUTUAL FUNDS/UTI.							
(B) FINANCIAL INSTITUTION/BANKS							
(C) CENTRAL GOVT./STATE GOVT.(S)							
(D) VENTURE CAPITAL FUNDS							
(E) INSURANCE COMPANIES							
(F) FOREIGN INSTITUTIONAL INVESTORS							
(G) FOREIGN VENTURE CAPITAL INVESTORS							

CATEGORY OF SHARES HOLDER	No Of Shares Holders	Total Share	Demat Shares	Total Shareholding as a percentage of total number of shares		Shares Pledged or otherwise encumbered No Of Shares	As a %
				TOTAL % OF (A+B)	(A+B+C)		
(H) ANY OTHER (SPECIFY)							
SUB-TOTAL (B) (1)							
2. NON-INSITUIONS							
(A) BODIES CORPORATE	21	2277480	709500	45.19	45.19		
(B) INDIVIDUALS -							
i. INDIVIDUALS SHARE HOLDERS HOLDING NOMINAL SHARE CAPITAL UPTO RS.1 LAKH.	8488	2264420	64700	44.93	44.93		
ii. INDIVIDUALS SHARE HOLDERS HOLDING NOMINAL SHARE CAPITAL IN EXCESS RS.1 LAKH.	10	248700	23900	4.93	4.93		
(C) ANY OTHER (NRI & OCB)	108	82500	1200	1.64	1.64		
(D) ANY OTHER (CLEARING MEMBER)							
SUB-TOTAL (B) (2)	8627	4873100	799300	96.69	96.69		
SUB-TOTAL (B1) +(B2)	8627	4873100	799300	96.69	96.69		
TOTAL (A) + (B)	8633	5040000	799300	100.00	100.00	0	0.00
(C). SHARE HELD BY CUSTODIANS AGAINST WHICH DEPOSITORY RECEIPTS HAVE BEEN ISSUED:							
1. PROMOTER AND PROMOTER GROUP							
2. PUBLIC							
SUB-TOTAL (C)	0	0					0.00
GRAND TOTAL (A+B+C) :	8633	5040000	799300	100.00	100	0	0.00



RAAJ MEDISAFE INDIA LIMITED (B)-(STATEMENT SHOWING HOLDING OF SECURITIES (INCLUDING SHARES, WARRANTS, CONVERTIBLE SECURITIES) OF PERSONS BELONGING TO THE CATEGORY "PROMOTER AND PROMOTER GROUP")

** STATEMENT SHOWING SHARE HOLDING AS ON 29 June 2013


FNO	NAME	SHARES	PERCENT	Number	As a %	As a % of	WARRANT	PERCENT	CONVERTIBLE	PERCENT	Detail of Convertible Securities	Total Shares (including underlying share conversion of warrants and convertible securities) as a % of diluted shares capital
					Grand Total	encumbered			SECURITIES			
107	GYAN CHAND DHANDIA	44500	0.88	0	0	0	0	0.00	0	0.00		0.88
14017	MEHAR CHAND DHANDIA	43600	0.87	0	0	0	0	0.00	0	0.00		0.87
13959	MANOJ KUMAR DHANDIA	34600	0.69	0	0	0	0	0.00	0	0.00		0.69
121	MANJU DHANDIA	23500	0.47	0	0	0	0	0.00	0	0.00		0.47
14015	HIMANSHU SHARMA	15900	0.32	0	0	0	0	0.00	0	0.00		0.32
14018	MANOJ KUMAR DHANDIA	4800	0.10	0	0	0	0	0.00	0	0.00		0.10
TOTAL CASES :		6	TOTAL SHARES :	166900	3.31	0.00	0	0.00	0	0.00		3.31



34

RAAJ MEDISAFE INDIA LIMITED - I(C)(i)-(STATEMENT SHOWING HOLDING OF SECURITIES (INCLUDING SHARES, WARRANTS, CONVERTIBLE SECURITIES) OF PERSONS BELONGING TO THE CATEGORY "PUBLIC" AND HOLDING MORE THEN 1% OF THE TOTAL NUMBER OF SHARES)
 ** STATEMENT SHOWING SHARE HOLDING AS ON 29 June 2013

FNO	NAME	Total Shares Held		Details of Warrants		Convertible Securities	Total Shares (including underlying share assuming full conversion of warrants and convertible securities) as a % of diluted shares capital
		SHARES	PERCENT	WARRANT	PERCENT		
14030	SUSHEN REMEDIES PVT. LTD.	1531480	30.39	0	0.00	0	0.00
IN30198310758982	SUSHEN REMEDIES PRIVATE LIMITED	708300	14.05	0	0.00	0	0.00
14016	SHOBHA	60000	1.19	0	0.00	0	0.00
TOTAL CASES : 3		2299780	45.63	0	0.00	0	0.00
TOTAL SHARES :							45.63




13/6

RAAJ MEDISAFE INDIA LIMITED I(C)(ii)-(STATEMENT SHOWING HOLDING OF SECURITIES (INCLUDING SHARES, WARRANTS, CONVERTIBLE SECURITIES) OF PERSONS (TOGETHER WITH PAC) BELONGING TO THE CATEGORY "PUBLIC" AND HOLDING MORE THEN 5% OF THE TOTAL NUMBER OF SHARES OF THE COMPANY)

** STATEMENT SHOWING SHARE HOLDING AS ON 29 June 2013

Page 1 of 1

GR ID	FNO	NAME	Total Shares Held	Details of Warrants	Convertible Securities	Total Shares (including underlying share assuming full conversion of warrants and convertible securities) as a % of diluted shares capital
			SHARES PERCENT	WARRANT PERCENT	CONVERTIBLE PERCENT SECURITIES	
0	14030	SUSHEN REMEDIES PVT. LTD.	1531480	0	0	30.39
0	IN30198310758982	SUSHEN REMEDIES PRIVATE LIMITED	708300	0	0	14.05
TOTAL CASES :			2239780	0	0	44.44




13/9

RAAJ MEDISAFE INDIA LIMITED (D)-(STATEMENT SHOWING LOCKED-IN SHARE)
** STATEMENT SHOWING SHARE HOLDING AS ON 29 June 2013

3/10

FNO	NAME	CATEGORY	LOCKED SHARES	PERCENT
	---N.A.---		0	0
TOTAL CASES : 0			0	0.00



0

TYPE OF OUTSTANDING DR	NO.OF OUTSTANDING DR	NO.OF SHARES UNDELYING OUTSTANDING DR'S	PERCENT
---N.A.---			
RAAJ MEDISAFE INDIA LIMITED	II(B)-(STATEMENT DEPOSITORY RECEIPTS OF SHARES > 1%)		0
NAME OF DR HOLDER	TYPE OF OUTSTANDING DR	NO.OF SHARES UNDELYING OUTSTANDING DR'S	PERCENT

---N.A.---

0

For RaaJ Medisafe India Limited

[Signature]
Director



13/11

Name of the Company: RAAJ MEDISAFE INDIA LIMITED
 Scrip Code, Name of the scrip, class of security:524502
 Quarter ended:29/06/2013

Partly paid-up shares:-	No. of partly paid-up shares	As a % of total no. of partly paid-up shares	As a % of total no. of partly paid-up shares
Held by promoter/promoter group			
Held by public	76100	100	1.51
Total - D	76100	100	1.51

Outstanding convertible securities:-	No. of outstanding securities	As a % of total no. of outstanding convertible securities	As a % of total no. of shares of the company, assuming full conversion of the convertible securities
Held by promoter/promoter group	0	0	0.00
Held by public	0	0	0.00
Total - E	0	0	0.00

Warrants:-	No. of warrants	As a % of total no.	As a % of total no. of shares of the company, assuming full conversion of warrants
Held by promoter/promoter group	0	0	0.00
Held by public	0	0	0.00
Total - F	0	0	0.00
Total paid-up capital of the company, assuming full conversion of warrants and convertible securities (Grand Total (A+B+C)+ D+E+F) 5040000			

13/12