

**RAAJ MEDISAFE INDIA LIMITED**  
(Formerly Manoj Surgical Industries Ltd.)

Reg. Off. : 106, Sector II, Industrial Area, Pithampur, Dist - Dhar (M.P.)  
SELECT INFORMATION FOR THE QUARTER ENDED 30 TH SEPTEMBER 2012

PART - II	Select Information PARTICULARS	Year to date figures for						
		3 months ended 30/09/2012	Preceding 3 months ended 30/06/2012	corresponding 3 months ended 30/09/2011 in previous year	Year to date figures for current period ended 30/09/2012	Year to date figures for previous period ended 30/09/2011	Previous year ended 31/03/2012	
		2	3	4	5	6	7	
<b>A</b>	<b>F I N A N C I A L</b>							
1	Public shareholding							
	- Number of Shares	3341620	3341620	3405920	3341620	3405920	3341620	
	- Percentage of Shareholding	66.3	66.3	67.58	66.3	67.58	66.3	
2	Promoters and Promoter Group Shareholding **							
	a) Pledged/ Encumbered							
	- Number of Shares							
	- Percentage of shares (as a % of the total shareholding of the Promoter and Promoter Group)							
	b) Non-encumbered							
	- Number of Shares	1696380	1696380	1634080	1696380	1634080	1696380	
	- Percentage of shares (as a % of the total shareholding of the Promoter and Promoter Group)	100	100	100	100	100	100	
	- Percentage of shares (as a % of the total share capital of the company)	33.7	33.7	32.42	33.7	32.42	33.7	
	<b>PARTICULARS</b>							
		3 months ended 30/09/2012						
<b>B</b>	<b>I N V E S T O R</b>							
	Pending at the beginning of the quarter	Nil						
	Received during the quarter	Nil						
	Disposed of during the quarter	Nil						
	Remaining unresolved at the end of the quarter	Nil						

Note: The above results have been taken on record by the Board of Directors in its meeting held on October 22, 2012.

Place : Pithampur  
Dated : October 23, 2012

on behalf of Board of Directors  
For RaaJ Medisafe India Limited

  
Director


15/10

**RAAJ MEDISAFE INDIA LIMITED**  
 106, Sector III, Industrial Area,  
 Pitampur - 454774, Dist Dhar (MP)

RAAJ MEDISAFE INDIA LIMITED STATEMENT SHOWING SHAREHOLDING PATTERN AS ON 29/09/2012

CATEGORY OF SHARES HOLDER	No Of Shares Holders	Total Share	Demat Shares	Total Shareholding as a percentage		Shares Pledged or otherwise encumbered	No Of Shares As a %
				(A+B) OF	(A+B+C)		

(A) SHARE HOLDING OF PROMOTER AND PROMOTER GROUP	1. INDIAN	320800	6.37	0.37	0	0	0
(A) INDIVIDUALS/HINDU UNDIVIDEDE FAMILY	(B) CENTRAL GOVT./STATE GOVT.	1377580	27.33	27.33	0	0	0
(C) BODIES CORPORATE	(D) FINANCIAL INSTITUTION/BANKS	1698380	33.70	33.70	0	0	0
<b>SUB-TOTAL (A) (1)</b>							
2. FOREIGN	(A) INDIVIDUALS (NON-RESIDENT)/ FOREIGN INDIVIDUALS						
(B) BODIES CORPORATE	(C) INSTITUTIONS						
<b>SUB-TOTAL (A) (2)</b>							
(D) ANY OTHER (SPECIFY)							
<b>SUB-TOTAL (A1) +(A2)</b>							
(B) PUBLIC SHARE HOLDING	1. INSTITUTIONS	1698380	33.70	33.70	0	0	0
(A) MUTUAL FUNDS/UTI	(B) FINANCIAL INSTITUTION/BANKS						
(C) CENTRAL GOVT./STATE GOVT.(S)	(D) VENTURE CAPITAL FUNDS						
(E) INSURANCE COMPANIES	(F) FOREIGN INSTITUTIONAL INVESTORS						
(G) FOREIGN VENTURE CAPITAL INVESTORS							

**FOR RAAJ MEDISAFE INDIA LTD**  
  
 MANAGING DIRECTOR/DIRECTOR

**RAAJ MEDISAFE INDIA LIMITED**  
 106, Sector III, Industrial Area,  
 Pitampur - 454774, Dist Dhar (MP)

RAAJ MEDISAFE INDIA LIMITED STATEMENT SHOWING SHAREHOLDING PATTERN AS ON 29/09/2012

CATEGORY OF SHARES HOLDER No Of Shares Holders Total Share Demat Shares Total Shareholding as a percentage of total number of shares (A+B) TOTAL % OF (A+B+C) Shares Pledged or otherwise encumbered No Of Shares As a %


CATEGORY OF SHARES HOLDER	No Of Shares Holders	Total Share	Demat Shares	Total Shareholding as a percentage of total number of shares		Shares Pledged or otherwise encumbered	No Of Shares As a %
				(A+B)	(A+B+C)		
2. NON-INSTITUTIONS	20	746000	709500	14.80	14.80	14.80	
! INDIVIDUALS SHARE	8488	2264020	63100	44.92	44.92	44.92	
HOLDERS HOLDING NOMINAL SHARE CAPITAL UPTO RS.1 LAKH.							
!! INDIVIDUALS SHARE	10	248700	23900	4.93	4.93	4.93	
HOLDERS HOLDING NOMINAL SHARE CAPITAL IN EXCESS RS.1 LAKH.							
(C) ANY OTHER (NRI & OCB)	108	82900	1100	1.64	1.64	1.64	
(D) ANY OTHER (CLEARING MEMBER)							
SUB-TOTAL (B) (1)							
(A) BODIES CORPORATE	20	746000	709500	14.80	14.80	14.80	
(B) INDIVIDUALS -							
! INDIVIDUALS SHARE	8488	2264020	63100	44.92	44.92	44.92	
HOLDERS HOLDING NOMINAL SHARE CAPITAL UPTO RS.1 LAKH.							
!! INDIVIDUALS SHARE	10	248700	23900	4.93	4.93	4.93	
HOLDERS HOLDING NOMINAL SHARE CAPITAL IN EXCESS RS.1 LAKH.							
(C) ANY OTHER (NRI & OCB)	108	82900	1100	1.64	1.64	1.64	
(D) ANY OTHER (CLEARING MEMBER)							
SUB-TOTAL (B) (2)	8626	3341620	797600	66.30	66.30	66.30	
(A) + (B)	8626	3341620	797600	66.30	66.30	66.30	
(C) SHARE HELD BY CUSTODIANS AGAINST WHICH DEPOSITORY RECEIPTS HAVE BEEN ISSUED:							
1. PROMOTER AND PROMOTER GROUP	8635	5040000	797600	100.00	100.00	100.00	0.00
2. PUBLIC	0	0	0	0.00	0.00	0.00	0.00
SUB-TOTAL (C)	0	0	0	0.00	0.00	0.00	0.00
GRAND TOTAL (A+B+C) :	8635	5040000	797600	100.00	100.00	100.00	0.00

FOR RAAJ MEDISAFE INDIA LTD  
 MANAGING DIRECTOR/DIRECTOR

RAAJ MEDISAFE INDIA LIMITED (B)-(STATEMENT SHOWING HOLDING OF SECURITIES (INCLUDING SHARES, WARRANTS, CONVERTIBLE SECURITIES) OF PERSONS BELONGING TO THE CATEGORY "PROMOTER AND PROMOTER GROUP")  
 \*\* STATEMENT SHOWING SHARE HOLDING AS ON 29 September 2012

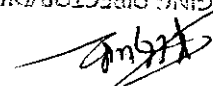
PNO	NAME	SHARES	PERCENT Number	As a % of Grand Total	Detail of Warrants			Total Shares Held	Shares Pledged or otherwise encumbered	Detail of Convertible Securities	Total Shares (including underlying share assuming full conversion of warrants and convertible securities) as a % of diluted shares capital
					WARRANT PERCENT	CONVERTIBLE PERCENT	SECURITIES PERCENT				

14013	DHANDIA GEMS PVT LTD	804380	15.96	0	0	0	0	0	0	0	15.96
2277	DHANDIA GEMS PVT LTD	573200	11.37	0	0	0	0	0	0	0	11.37
14014	NEERA SHARMA	153900	3.05	0	0	0	0	0	0	0	3.05
107	GYAN CHAND DHANDIA	44500	0.88	0	0	0	0	0	0	0	0.88
14017	MEHAR CHAND DHANDIA	43600	0.87	0	0	0	0	0	0	0	0.87
13959	MANOJ KUMAR DHANDIA	34600	0.69	0	0	0	0	0	0	0	0.69
121	MANJU DHANDIA	23500	0.47	0	0	0	0	0	0	0	0.47
14015	HIMANSHU SHARMA	15900	0.32	0	0	0	0	0	0	0	0.32
14018	MANOJ KUMAR DHANDIA	4800	0.10	0	0	0	0	0	0	0	0.10
TOTAL CASES :		9	TOTAL SHARES :	1698380	33.70	0	0	0	0	0	33.70

FOR RAAJ MEDISAFE INDIA LTD  
  
 MANAGING DIRECTOR/DIRECTOR

RAJ MEDISAFE INDIA LIMITED (C)-(I)-(STATEMENT SHOWING HOLDING OF SECURITIES (INCLUDING SHARES, WARRANTS, CONVERTIBLE SECURITIES) OF PERSONS BELONGING TO THE CATEGORY "PUBLIC" AND HOLDING MORE THEN 1% OF THE TOTAL NUMBER OF SHARES) \*\* STATEMENT SHOWING SHARE HOLDING AS ON 29 September 2012

FNO	NAME	Total Shares Held	Details of Warrants	Convertible Securities	Total Shares (including underlying share assuming full conversion of warrants and convertible securities)	SHARES PERCENT	WARRANT PERCENT	CONVERTIBLE SECURITIES PERCENT	as a % of diluted shares capital
IN30198310729202	SHRINIWAS CONTAINERS AND CLOSURES PVT	708300	0	0.00	0	14.05	0	0.00	14.05
14016	SHOBHA	60000	0	0.00	0	1.19	0	0.00	1.19
TOTAL CASES :		2							
TOTAL SHARES :		768300	0	0.00	0	15.24	0	0.00	15.24

FOR RAJ MEDISAFE INDIA LTD  
  
 MANAGING DIRECTOR/DIRECTOR


RAJ MEDISAFE INDIA LIMITED (C)(II)-(STATEMENT SHOWING HOLDING OF SECURITIES (INCLUDING SHARES, WARRANTS, CONVERTIBLE SECURITIES) OF PERSONS (TOGETHER WITH PAC) BELONGING TO THE CATEGORY "PUBLIC" AND HOLDING MORE THEN 5% OF THE TOTAL NUMBER OF SHARES OF THE COMPANY)  
 \*\* STATEMENT SHOWING SHARE HOLDING AS ON 29 September 2012

GR ID	FNO	NAME	Total Shares Held	Details of Warrants	Convertible Securities	Total Shares (including underlying share assuming full conversion of warrants and convertible securities)	SHARES PERCENT	WARRANT PERCENT	CONVERTIBLE PERCENT	SECURITIES . as a % of diluted shares capital
0	IN30198310729202	SHRINIWAS CONTAINERS AND CLOSURE	708300	14.05	0	0.00	0	0	0.00	14.05
TOTAL CASES :										
TOTAL SHARES :										
			708300	14.05	0	0.00	0	0	0.00	14.05

MANAGING DIRECTOR

*[Signature]*  
 RAJ MEDISAFE INDIA LIMITED

FNO	NAME	CATEGORY	LOCKED SHARES	PERCENT
	---		0	0
TOTAL CASES : 0				
TOTAL SHARES :				
			0	0.00

FOR RAAJ MEDISAFE INDIA LTD  
  
 MANAGING DIRECTOR/DIRECTOR

MANAGING DIRECTOR/DIRECTOR

FOR RAJ MEDISAFE INDIA LTD

---N.A.---

NAME OF DR HOLDER	TYPE OF OUTSTANDING DR	NO.OF OUTSTANDING DR	NO.OF SHARES UNDELYING	PERCENT
RAJ MEDISAFE INDIA LIMITED	II(B)-(STATEMENT DEPOSITORY RECEIPTS OF SHARES > 1%)	0	0	0
---N.A.---				
RAJ MEDISAFE INDIA LIMITED	II(A)-(STATEMENT SHOWING DEPOSITORY RECEIPTS)	0	0	0

Page 1 of 1

Page 1 of 1

12/10