

CATEGORY OF SHARES HOLDER	No Of Shares Holders	Total Share	Demat Shares	Total Shareholding as a percentage of total number of shares		Shares Pledged or otherwise encumbered
				TOTAL % OF (A+B)	No Of Shares As a %	
(A). SHARE HOLDING OF PROMOTER AND PROMOTER GROUP.						
1. INDIAN						
(A) INDIVIDUALS/HINDU UNDIVIDEDE FAMILY.						0
(B) CENTRAL GOVT./STATE GOVT.						
(C) BODIES CORPORATE	2	2260680	708700	44.85	44.85	0
(D) FINANCIAL INSTITUTION/BANKS						
(E) ANY OTHER (SPECIFY)						
SUB-TOTAL (A) (1)	2	2260680	708700	44.85	44.85	0
2. FOREIGN						
(A) INDIVIDUALS (NON-RESIDENT)/ FOREIGN INDIVIDUALS.						
(B) BODIES CORPORATE						
(C) INSTITUTIONS						
(D) ANY OTHER (SPECIFY)						
SUB-TOTAL (A) (2)						
SUB-TOTAL (A1)+(A2)	2	2260680	708700	44.85	44.85	

(B). PUBLIC SHARE HOLDING

1. INSTITUTIONS

(A) MUTUAL FUNDS/UTI.

(B) FINANCIAL INSTITUTION/BANKS

(C) CENTRAL GOVT./STATE GOVT.(S)

(D) VENTURE CAPITAL FUNDS


(E) INSURANCE COMPANIES

(F) FOREIGN INSTITUTIONAL INVESTORS

(G) FOREIGN VENTURE CAPITAL INVESTORS




CATEGORY OF SHARES HOLDER	No Of Shares Holders	Total Share	Demat Shares	Total Shareholding as a percentage of total number of shares		Shares Pledged or otherwise encumbered No Of Shares	As a %
				TOTAL % OF (A+B)	(A+B+C)		
(H) ANY OTHER (SPECIFY)							
SUB-TOTAL (B) (1)							
2. NON-INSTITUTIONS							
(A) BODIES CORPORATE	19	37700	1200	0.75	0.75		
(B) INDIVIDUALS -							
i. INDIVIDUALS SHARE HOLDERS HOLDING NOMINAL SHARE CAPITAL UPTO RS.1 LAKH.	8443	2278320	64900	45.20	45.20		
ii. INDIVIDUALS SHARE HOLDERS HOLDING NOMINAL SHARE CAPITAL IN EXCESS RS.1 LAKH.	16	380800	23900	7.56	7.56		
(C) ANY OTHER (NRI & OCB)	108	82500	1200	1.64	1.64		
(D) ANY OTHER (CLEARING MEMBER)							
SUB-TOTAL (B) (2)							
SUB-TOTAL (B1) +(B2)							
TOTAL (A) + (B)							
(C). SHARE HELD BY CUSTODIANS AGAINST WHICH DEPOSITORY RECEIPTS HAVE BEEN ISSUED:							
1. PROMOTER AND PROMOTER GROUP						0	0.00
2. PUBLIC							
SUB-TOTAL (C)							
GRAND TOTAL (A+B+C) :							
	8588	5040000	799900	100.00	100	0	0.00



RAAJ MEDISAFE INDIA LIMITED (B)-(STATEMENT SHOWING HOLDING OF SECURITIES (INCLUDING SHARES, WARRANTS, CONVERTIBLE SECURITIES) OF PERSONS BELONGING TO THE CATEGORY "PROMOTER AND PROMOTER GROUP")

** STATEMENT SHOWING SHARE HOLDING AS ON 30 September 2013

FNO	NAME	Total Shares Held		Shares Pledged or otherwise encumbered	Detail of Warrants		Detail of Convertible Securities	Total Shares (including underlying share assuming full conversion of warrants and convertible securities) as a % of diluted shares capital	
		SHARES	PERCENT		WARRANT	PERCENT			CONVERTIBLE SECURITIES
14030	SUSHEN REMEDIES PVT. LTD.	1551980	30.79	0	0	0.00	0	0.00	30.79
IN30198310758982	SUSHEN REMEDIES PRIVATE LIMITED	708700	14.06	0	0	0.00	0	0.00	14.06
TOTAL CASES :		2260680	44.85	0.00	0	0.00	0	0.00	44.85



RAAJ MEDISAFE INDIA LIMITED (IC)(i)-(STATEMENT SHOWING HOLDING OF SECURITIES (INCLUDING SHARES, WARRANTS, CONVERTIBLE SECURITIES) OF PERSONS BELONGING TO THE CATEGORY "PUBLIC" AND HOLDING MORE THEN 1% OF THE TOTAL NUMBER OF SHARES)
 ** STATEMENT SHOWING SHARE HOLDING AS ON 30 September 2013

FNO	NAME	Total Shares Held	Details of Warrants	Convertible Securities	Total Shares (including underlying share assuming full conversion of warrants and convertible securities) as a % of diluted shares capital
		SHARES	PERCENT WARRANT	PERCENT CONVERTIBLE SECURITIES	PERCENT
	---N.A.---	0	0	0	0
	TOTAL CASES :	0	0.00	0	0.00
	TOTAL SHARES :	0	0.00	0	0.00




RAAJ MEDISAFE INDIA LIMITED I(C)(ii)-(STATEMENT SHOWING HOLDING OF SECURITIES (INCLUDING SHARES, WARRANTS, CONVERTIBLE SECURITIES) OF PERSONS (TOGETHER WITH PAC) BELONGING TO THE CATEGORY "PUBLIC" AND HOLDING MORE THEN 5% OF THE TOTAL NUMBER OF SHARES OF THE COMPANY)

** STATEMENT SHOWING SHARE HOLDING AS ON 30 September 2013

Page 1 of 1

GR ID	FNO	NAME	Total Shares Held	Details of Warrants	Convertible Securities	Total Shares (including underlying share assuming full conversion of warrants and convertible securities) as a % of diluted shares capital
			SHARES, PERCENT	WARRANT PERCENT	CONVERTIBLE, PERCENT SECURITIES	
		----N.A,----	0	0	0	0
			0	0.00	0	0.00
		TOTAL SHARES :				
		TOTAL CASES :	0.00			0.00



RAAJ MEDISAFE INDIA LIMITED (D)-(STATEMENT SHOWING LOCKED-IN SHARE)
 ** STATEMENT SHOWING SHARE HOLDING AS ON 30 September 2013

FNO	NAME	CATEGORY	LOCKED SHARES	PERCENT
	---N.A.---		0	0
TOTAL CASES : 0			0	0.00



TYPE OF OUTSTANDING DR	NO.OF OUTSTANDING DR	NO.OF SHARES UNDELYING OUTSTANDING DR'S	PERCENT
---------------------------	-------------------------	--	---------

----N.A.---- 0

RAAJ MEDISAFE INDIA LIMITED II(B)-(STATEMENT DEPOSITORY RECEIPTS OF SHARES > 1%)

NAME OF DR HOLDER	TYPE OF OUTSTANDING DR	NO.OF SHARES UNDELYING OUTSTANDING DR'S	PERCENT
----------------------	---------------------------	--	---------

----N.A.---- 0



Name of the Company: RAAJ MEDISAFE INDIA LIMITED
 Scrip Code, Name of the scrip, class of security:524502
 Quarter ended:30/09/2013

Partly paid-up shares:-	No. of partly paid-up shares	As a % of total no. of partly paid-up shares	As a % of total no. of partly paid-up shares
Held by promoter/promoter group			
Held by public	75900	100	1.51
Total - D	75900	100	1.51

Outstanding convertible securities:-	No. of outstanding securities	As a % of total no. of outstanding convertible securities	As a % of total no. of shares of the company, assuming full conversion of the convertible securities
Held by promoter/promoter group	0	0	0.00
Held by public	0	0	0.00
Total - E	0	0	0.00

Warrants:-	No. of warrants	As a % of total no.	As a % of total no. of shares of the company, assuming full conversion of warrants
Held by promoter/promoter group	0	0	0.00
Held by public	0	0	0.00
Total - F	0	0	0.00
Total paid-up capital of the company, assuming full conversion of warrants and convertible securities (Grand Total (A+B+C)+ D+E+F) 5040000			

For Raaj Medisafe India Limited


 Director