

13/12

**RAAJ MEDISAFE INDIA LIMITED**  
 (Formerly Manoj Surgical Industries Ltd.)  
 Reg. Off. : 106, Sector III, Industrial Area, Pithampur, Dist - Dhar (M.P.)  
**PROFIT AND LOSS STATMENT FOR THE YEAR ENDED 31 ST MARCH 2013**

PART - II							
Select information PARTICULARS		3 months ended 3/31/2013	Preceding 3 months ended 12/31/2012	corresponding 3 months ended 31/03/2012 in previous year	Year to date figures for current period ended 3/31/2013	Year to date figures for previous period ended 3/31/2012	Previous year ended 3/31/2012
1		2	3	4	5	6	7
<b>A</b>	<b>PARTICULARS OF SHAREHOLDING</b>						
1	Public shareholding						
	-Number of Shares	3341620	3341620	3341620	3341620	3341620	3341620
	-Percentage of Shareholding	66.30	66.30	66.30	66.30	66.30	66.30
2	Promoters and Promoter Group Shareholding **						
	a) Pledged / Encumbered						
	-Number of Shares	-	-	-	-	-	-
	- Percentage of shares (as a % of the total shareholding of promoter and promoter group)	-	-	-	-	-	-
	- Percentage of shares (as a % of the total share capital of the company)	-	-	-	-	-	-
	b) Non - encumbered						
	-Number of Shares	1698380	1698380	1698380	1698380	1698380	1698380
	- Percentage of shares (as a % of the total shareholding of the Promoter and Promoter group)	100	100	100	100	100	100
	- Percentage of shares (as a % of the total share capital of the company)	33.70	33.70	33.70	33.70	33.70	33.70
<b>B</b>	<b>INVESTOR COMPLAINTS</b>	3 months ended 3/31/2013					
	Pending at the beginning of the quarter	Nil					
	Received during the quarter	Nil					
	Disposed of during the quarter	Nil					
	Remaining unresolved at the end of the quarter	Nil					

The above results have been taken on record by the Board of Directors in its meeting held on May 15, 2013.

on behalf of Board of Directors  
For Raaj Medisafe India Limited

Place :- PITHAMPUR  
Dated :- May 15, 2013



*[Signature]*  
Director

CATEGORY OF SHARES HOLDER	No Of Shares Holders	Total Share	Demat Shares	Total Shareholding as a percentage of total number of shares		Shares Pledged or otherwise encumbered No Of Shares	As a %
				TOTAL % OF (A+B)	OF (A+B+C)		
<b>(A). SHARE HOLDING OF PROMOTER AND PROMOTER GROUP.</b>							
1. INDIAN							
(A) INDIVIDUALS/HINDU UNDIVIDEDE FAMILY.	7	320800		6.37	6.37	0	
(B) CENTRAL GOVT./STATE GOVT.							
(C) BODIES CORPORATE							
(D) FINANCIAL INSTITUTION/BANKS	2	1377580		27.33	27.33	0	
(E) ANY OTHER (SPECIFY)							
<b>SUB-TOTAL (A) (1)</b>	<b>9</b>	<b>1698380</b>		<b>33.70</b>	<b>33.70</b>	<b>0</b>	

**2. FOREIGN**

- (A) INDIVIDUALS (NON-RESIDENT)/ FOREIGN INDIVIDUALS.
- (B) BODIES CORPORATE
- (C) INSTITUTIONS
- (D) ANY OTHER (SPECIFY)

**SUB-TOTAL (A) (2)**

**SUB-TOTAL (A1) +(A2)**


9 1698380 33.70 33.70

**(B). PUBLIC SHARE HOLDING**

- 1. INSTITUTIONS
- (A) MUTUAL FUNDS/UTI.
- (B) FINANCIAL INSTITUTION/BANKS
- (C) CENTRAL GOVT./STATE GOVT.(S)
- (D) VENTURE CAPITAL FUNDS
- (E) INSURANCE COMPANIES
- (F) FOREIGN INSTITUTIONAL INVESTORS
- (G) FOREIGN VETNURE CAPITAL INVESTORS


For Raaj Medisafe India Limited

*[Signature]*  
Director




13/4/13

CATEGORY OF SHARES HOLDER	No Of Shares Holders	Total Share	Demat Shares	Total Shareholding as a percentage of total number of shares		Shares Pledged or otherwise encumbered No Of Shares	As a %
				TOTAL (A+B)	OF (A+B+C)		
<b>(H) ANY OTHER (SPECIFY)</b>							
<b>SUB-TOTAL (B) (1)</b>							
<b>2. NON-INSTITUTIONS</b>							
(A) BODIES CORPORATE	20	746000	709500	14.80	14.80		
(B) INDIVIDUALS -							
i. INDIVIDUALS SHARE HOLDERS HOLDING NOMINAL SHARE CAPITAL UPTO RS.1 LAKH.	8489	2264520	64800	44.93	44.93		
ii. INDIVIDUALS SHARE HOLDERS HOLDING NOMINAL SHARE CAPITAL IN EXCESS RS.1 LAKH.	10	248700	23900	4.93	4.93		
(C) ANY OTHER (NRI & OCB)	107	82400	1100	1.63	1.63		
(D) ANY OTHER (CLEARING MEMBER)							
<b>SUB-TOTAL (B) (2)</b>							
<b>SUB-TOTAL (B1) +(B2)</b>							
<b>TOTAL (A) + (B)</b>							
(C). SHARE HELD BY CUSTODIANS AGAINST WHICH DEPOSITORY RECEIPTS HAVE BEEN ISSUED:						0	0.00
1. PROMOTER AND PROMOTER GROUP							
2. PUBLIC							
<b>SUB-TOTAL (C)</b>							
<b>GRAND TOTAL (A+B+C) :</b>							
	8635	5040000	799300	100.00	100		0.00




RAAJ MEDISAFE INDIA LIMITED (B)-(STATEMENT SHOWING HOLDING OF SECURITIES (INCLUDING SHARES, WARRANTS, CONVERTIBLE SECURITIES) OF PERSONS BELONGING TO THE CATEGORY 'PROMOTER AND PROMOTER GROUP')  
 \*\* STATEMENT SHOWING SHARE HOLDING AS ON 30 March 2013

FNO	NAME	SHARES	PERCENT Number	As a % of Grand Total	WARRANT	PERCENT CONVERTIBLE SECURITIES	PERCENT	Detail of Convertible Securities	Total Shares (including underlying share conversion of warrants and convertible securities) as a % of diluted shares capital		
										Detail of Warrants	Detail of Convertible Securities
14013	DHANDIA GEMS PVT LTD	804380	15.96	0	0	0.00	0	0.00	15.96		
2277	DHANDIA GEMS PVT LTD	573200	11.37	0	0	0.00	0	0.00	11.37		
14014	NEERA SHARMA	153900	3.05	0	0	0.00	0	0.00	3.05		
107	GYAN CHAND DHANDIA	44500	0.88	0	0	0.00	0	0.00	0.88		
14017	MEHAR CHAND DHANDIA	43600	0.87	0	0	0.00	0	0.00	0.87		
13959	MANOJ KUMAR DHANDIA	34600	0.69	0	0	0.00	0	0.00	0.69		
121	MANJU DHANDIA	23500	0.47	0	0	0.00	0	0.00	0.47		
14015	HIMANSHU SHARMA	15900	0.32	0	0	0.00	0	0.00	0.32		
14018	MANOJ KUMAR DHANDIA	4800	0.10	0	0	0.00	0	0.00	0.10		
TOTAL CASES :		9	TOTAL SHARES :	1698380	33.70	0.00	0	0.00	0	0.00	33.70



RAAJ MEDISAFE INDIA LIMITED I(C)(i)-(STATEMENT SHOWING HOLDING OF SECURITIES (INCLUDING SHARES, WARRANTS, CONVERTIBLE SECURITIES) OF PERSONS BELONGING TO THE CATEGORY "PUBLIC" AND HOLDING MORE THEN 1% OF THE TOTAL NUMBER OF SHARES)  
 \*\* STATEMENT SHOWING SHARE HOLDING AS ON 30 March 2013

FNO	NAME	Total Shares Held		Details of Warrants		Convertible Securities	Total Shares (including underlying share assuming full conversion of warrants and convertible securities) as a % of diluted shares capital
		SHARES	PERCENT	WARRANT	PERCENT		
IN30198310758982	SUSHEN REMEDIES PRIVATE LIMITED	708300	14.05	0	0.00	0	14.05
	14016 SHOBHA	60000	1.19	0	0.00	0	1.19
TOTAL CASES : 2		768300	15.24	0	0.00	0	15.24



12/96

RAAJ MEDISAFE INDIA LIMITED I(C)(ii)-(STATEMENT SHOWING HOLDING OF SECURITIES (INCLUDING SHARES, WARRANTS, CONVERTIBLE SECURITIES) OF PERSONS (TOGETHER WITH PAC) BELONGING TO THE CATEGORY "PUBLIC" AND HOLDING MORE THEN 5% OF THE TOTAL NUMBER OF SHARES OF THE COMPANY)

\*\* STATEMENT SHOWING SHARE HOLDING AS ON 30 March 2013

Page 1 of 1

GR ID	FNO	NAME	Total Shares Held	Details of Warrants	Convertible Securities	Total Shares (including underlying share assuming full conversion of warrants and convertible securities) as a % of diluted shares capital
			SHARES PERCENT	WARRANT PERCENT	CONVERTIBLE PERCENT SECURITIES	
0	IN30198310758982	SUSHEN REMEDIES PRIVATE LIMITED	708300	0	0.00	14.05
TOTAL CASES :			708300	0	0.00	14.05




15/07

RAAJ MEDISAFE INDIA LIMITED (D)-(STATEMENT SHOWING LOCKED-IN SHARE)  
 \*\* STATEMENT SHOWING SHARE HOLDING AS ON 30 March 2013

12/40

FNO	NAME	CATEGORY	LOCKED SHARES	PERCENT
	--N.A.--		0	0
TOTAL CASES : 0			0	0.00
TOTAL SHARES :			0	0.00




RAAJ MEDISAFE INDIA LIMITED II(A)-(STATEMENT SHOWING DEPOSITORY RECEIPTS)

TYPE OF OUTSTANDING DR	NO.OF OUTSTANDING DR	NO.OF SHARES UNDELYING OUTSTANDING DR'S	PERCENT
------------------------	----------------------	---	---------

---N.A.---  
 RAAJ MEDISAFE INDIA LIMITED II(B)-(STATEMENT DEPOSITORY RECEIPTS OF SHARES > 1%)  
 Page 1 of 1  
 0

NAME OF DR HOLDER	TYPE OF OUTSTANDING DR	NO.OF SHARES UNDELYING OUTSTANDING DR'S	PERCENT
-------------------	------------------------	---	---------

---N.A.---  
 0



12/10